


Learn how to use GroupNet for plan members by watching these helpful videos




GroupNet makes getting information on your benefits a breeze. Check out the videos below to hear about all the amazing features! The videos will walk you through how to register for GroupNet and how to submit a claim. They'll also show you where to find the information you need for your plan.



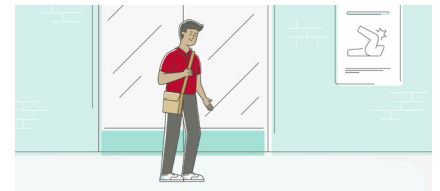
GroupNet for plan members

This video will show you how to easily manage your benefits with GroupNet. You'll see everything GroupNet has to offer.



How to register for GroupNet

Signing-up for GroupNet is just as easy as watching this video! You'll get some tips and find out what you need to get started.




How to submit a claim with GroupNet

Wondering how you submit a claim with GroupNet? Watch this video for step-by-step instructions. You'll see how to submit claims from your computer, tablet or smartphone. It's fast and easy.



How to find out what your plan covers with GroupNet

This video will show you how to find out what you're covered for and how much you have left to spend. You'll also be able to learn how to look up your claim history and check the status of your claims.



Claims and coverage made easy with GroupNet

Let's tour GroupNet. This video will show you how easy it is to find out coverage details, submit a claim and take advantage of all the health and wellness tools available to you.



Health risk assessment

The Health risk assessment tool on GroupNet is the first step to being healthier! This video will show you how to use this tool so you can understand how your current habits affect your health and how you can make positive changes.